

2012 Park Recreation Open Space (PROS) Plan Update Service Delivery Strategies



Public Meeting Open House Presentation

M-NCPPC, Department of Parks, Montgomery County
Montgomery County Department of Recreation
January 24 and 25, 2012

PROS
PARK RECREATION AND OPEN SPACE
2012 Plan Update



Montgomery County
RECREATION
DEPARTMENT



Purpose of PROS Plan

- To **estimate recreation facility needs** for the next 10 years and determine service delivery strategies for providing them.
- To **recommend preservation and interpretation priorities** for important natural and historic areas.
- To provide **input to area and park master plans** regarding the need for public parkland and recreation facilities.
- To help **establish park acquisition and development priorities** in the six-year Capital Improvements Program



PROS
PARK RECREATION AND OPEN SPACE
2012 Plan Update


2012 PROS Plan Update

2005 PROS Plan

- Recreation
 - Supply, Demand, Needs, Land Acquisition, and Implementation
- Natural Resources Preservation
- Historic/Cultural Resources Preservation
- Agricultural Preservation

Vision 2030 Input

- Findings from Public Outreach
- Survey and Inventory Data
- Recommendations
 - Goals and Objectives
 - Implementation



How do Vision 2030 and the 2012 PROS Plans differ?

- Vision 2030 Strategic Plan is broader in scope, and helps us understand under-served areas of the County
- Vision 2030 Strategic Plan includes programming, policing, maintenance, operations, marketing as well as park planning



Together, these two documents

- will help us to set clear priorities for acquisition and development
- guide input to Park and Area Master Plans, and the CIP

Vision 2030 Recommendations

To maintain a high level of quality into the future, the M-NCPPC Department of Parks and Montgomery County Department of Recreation will need to:

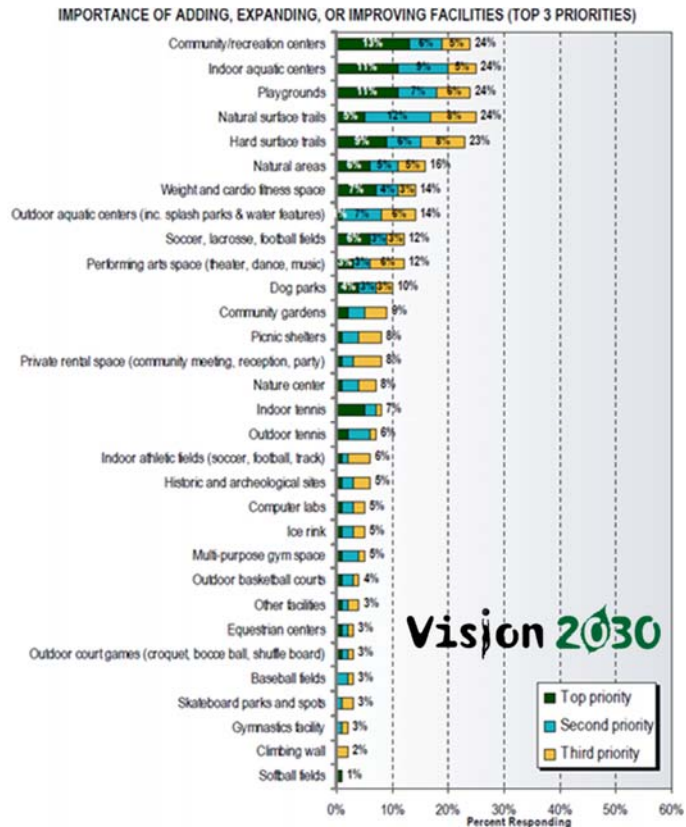
- Maintain and strengthen the current parks and recreation system.
- Prioritize tax resources on core services.
- Ensure operational sustainability.
- Balance new construction with maintenance and repair of existing facilities.
- Respond to emerging trends and changing priorities.
- Strengthen stewardship of natural and historical resources.
- Continue to “green” the park system – including facilities, equipment, and operational programs.
- Continue the current focus on customer service and public safety.
- Collaborate to efficiently deliver quality services.
- Plan for future growth.
- Respond to changing demographics.



PROS
PARK RECREATION AND OPEN SPACE
2012 Plan Update

Vision 2030 Survey Results

- Identified facilities most in need of addition, expansion, or improvement
- Top 5 priorities
 - Community/Recreation Centers
 - Indoor Aquatics Centers
 - Natural Surface Trails
 - Hard Surface Trails
 - Natural Areas



Vision 2030

Recreation Needs Estimated by Geographic Areas

Countywide Needs

- Recreation / Aquatic Centers
- Trails
- Natural Areas
- Dog Parks
- Picnic Shelters / Group Picnic Areas
- Cultural Resources
- Ice Rinks
- Skate Parks
- Volleyball Courts
- Cricket Fields

Athletic Field Area Needs

- Youth Diamonds
- Multi-purpose Diamonds
- Baseball 90' Baseline
- Youth rectangular
- Multi-purpose rectangular

Planning Area Needs

- Playgrounds
- Basketball Courts
- Tennis Courts



PROS
PARK RECREATION AND OPEN SPACE
2012 Plan Update

PROS Service Areas Map



PROS
PARK RECREATION AND OPEN SPACE
2012 Plan Update

Example Service Delivery Strategies

Survey Rank # 1

- **Combined Community Recreation and Aquatic Multipurpose Centers**
 - Add fewer, larger centers, and combine typical elements of Community Recreation Centers and Aquatic Centers into combined structures.
 - Redefine 2 existing and add 2 additional strategically located, combined Community Recreation and Aquatic Multipurpose Center projects to serve the North & South Central Sub-Areas.



Example Service Delivery Strategies

Survey Rank # 28

- **Skateboarding Facilities**
 - Give priority to South Central Area where level of service per population is lowest.
 - Locate within safe walking distance of middle or high schools, in areas of higher population density.
 - Provide three types of facilities defined by size, platform, and service area, with priority to be given to mid-size skate parks in local parks, and larger skate parks in regional and recreational parks.
 - Provide smaller skate spots in urban and neighborhood Parks.



Service Delivery Example

Skateboarding Facilities

There are 6.5 Countywide skate parks and skate spots, including those in municipalities.



- Vision 2030 Strategic Plan Guidance
 - Address the growing demand for skateboarding facilities, especially in urban areas
 - Maximize partnerships
 - Identify opportunities to add in areas of greatest need.



- 11 -

Service Delivery Example

Skateboarding Facilities

Calculation of Need = Future Demand – Current Supply

- Assumptions
 - **Facility Size** : 10,000 square feet (average)
 - **Season length**: 210 days (7 months)
 - **Average day length**: 10 hours
 - **Average stay length**: 2 hours
 - **Number of turnovers per day**: 5
 - **Capacity per session**: 50 (10,000 sf divided by 200 sf per person)
 - **Daily carrying capacity**: 250 persons per day per facility
 - **Participation rate**: 3.2% (State of Maryland Telephone Survey, 2003)
 - **Frequency**: 24.7 x/year (State of Maryland Telephone Survey, 2003)



Total Unmet Need: 10 skateboarding facilities or 100,000 sf

- 12 -

Service Delivery Example

Skateboarding Facilities

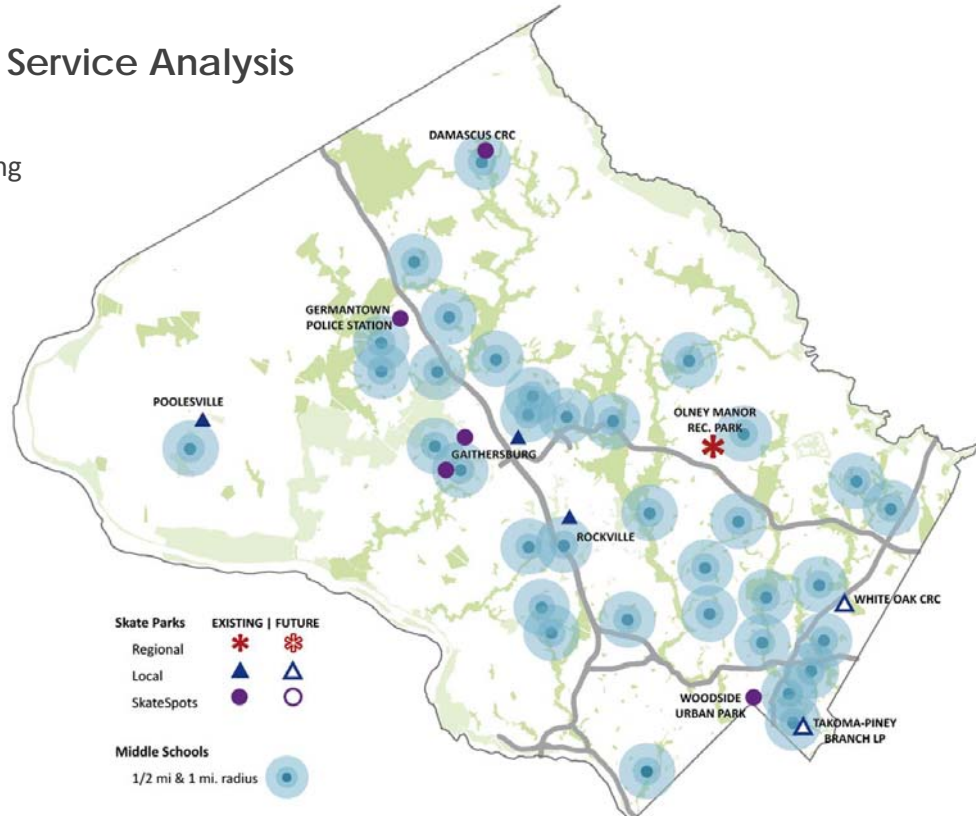
- Priority of platforms for service delivery
All within safe walking distance of middle schools or high schools, and near public transportation:
 - **Local Parks:** 10,000 -15,000 sf skate parks
 - **Neighborhood or Urban Parks:** 5,000-10,000 sf Skate Spots
 - **Regional or Recreational Parks:** 10,000-20,000 sf Skate Parks

- Geographic Distribution
 - Current inventory and future need to be delivered in proportion to percent of County population in each Vision 2030 subarea.



Example Service Analysis Map

Skateboarding



2012 PROS Plan Public Outreach

- 2011 Survey Summits, Public Meetings and Focus Groups
- 2012 PROS Plan Update Web Page
 - ParkPlanning.org
- Recreation & Parks Advisory Board Discussions
- E-newsletter, Press Releases and Social Media feeds
- 2012 Public Meetings and Public Hearings




Project Schedule

- Staff Draft – March 15, 2012
- Approved Plan - July 2012



Thank you.



ParkPlanning.org





ParkPlanning.org

PROS
PARK RECREATION AND OPEN SPACE
2012 Plan Update